

Name of meeting: Childrens Young Peoples Scrutiny
Date: 23 August 2019
Title of report: Number and Age of Children in Care

Purpose of report

To provide information to Children and Young Peoples Scrutiny on a regular basis relating to the number and profile of children in our care. Including information related to the number placed outside of the District.

Key Decision - Is it likely to result in spending or saving £250k or more, or to have a significant effect on two or more electoral wards?	N/A
Key Decision - Is it in the Council's Forward Plan (key decisions and private reports?)	N/A
The Decision - Is it eligible for call in by Scrutiny?	N/A
Date signed off by <u>Strategic Director</u> & name	Elaine McShane (Steve Comb on behalf of Elaine McShane))
Is it also signed off by the Service Director for Finance IT and Transactional Services?	N/A
Is it also signed off by the Service Director for Legal Governance and Commissioning Support?	N/A
Cabinet member portfolio	Cllr V Kendrick Childrens Portfolio

Electoral wards affected: All

Ward councillors consulted: No

Public or private: Public

(Have you considered GDPR?)

Yes GDPR has been considered. The information in this report does not identify any individuals.

1. Summary

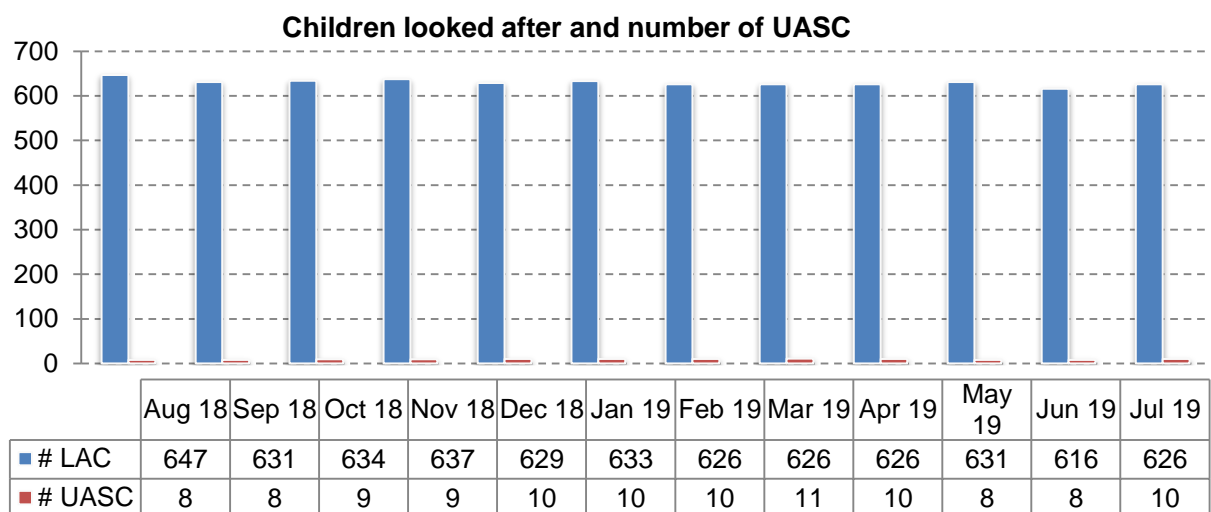
This graph shows the number of looked after children (excluding any looked after children receiving only S20 short term breaks) alongside the number of unaccompanied asylum seeking children (UASC). The graph illustrates an increase of 10 children in care between June and July 2019, the month of June was a low point over the previous twelve months average. The overall trend is one of decline a reduction of 21 children in care between August 2018 and July 2019.

The current number of children in care equates to a rate per 10,000 population aged 0-17 of **62.7** (61.7). This compares to a statistical neighbour average of 86.1 and a national average of 64.0 based on published data for March 2018.

Kirklees (Jul 19) = 62.7

Statistical Neighbours (2018) = 86.1

England (2018) = 64.0

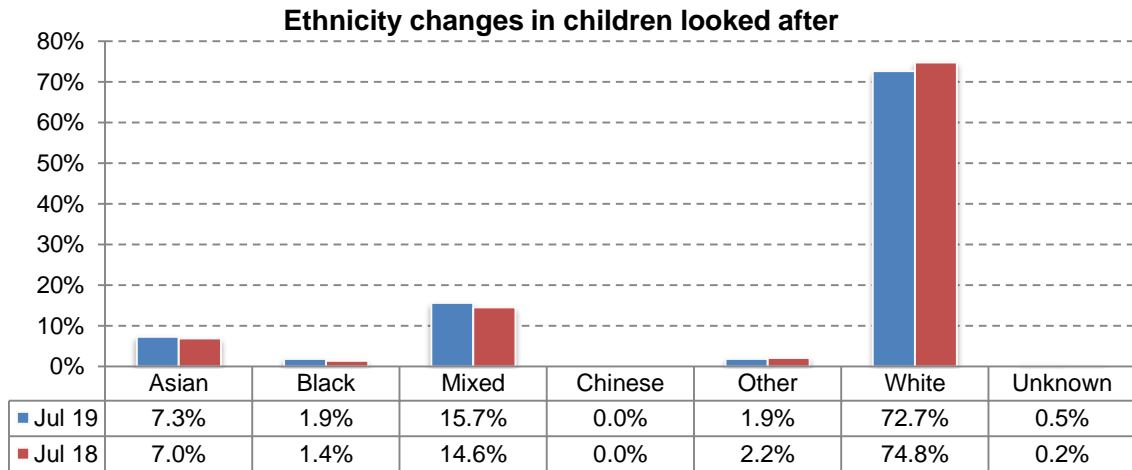


Statistical Neighbours

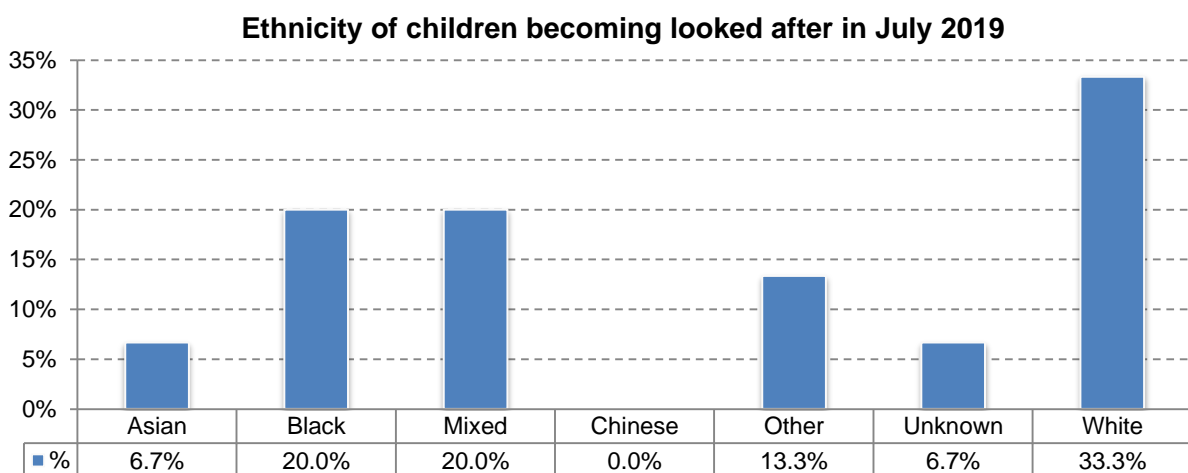
Local Authorities that the Department for Education regard as similar and close socio economically to Kirklees, not measured by population size.

Local Authorities "Very Close"* to Kirklees (* Source LAIT)
Kirklees Council
Rochdale Borough Council
Bolton Council
Calderdale Council
Bury Borough Council
Dudley MBC
Derby City
Lancashire Council
Stockton-on Tees Borough Council
Leeds City Council
Telford & Wrekin Council

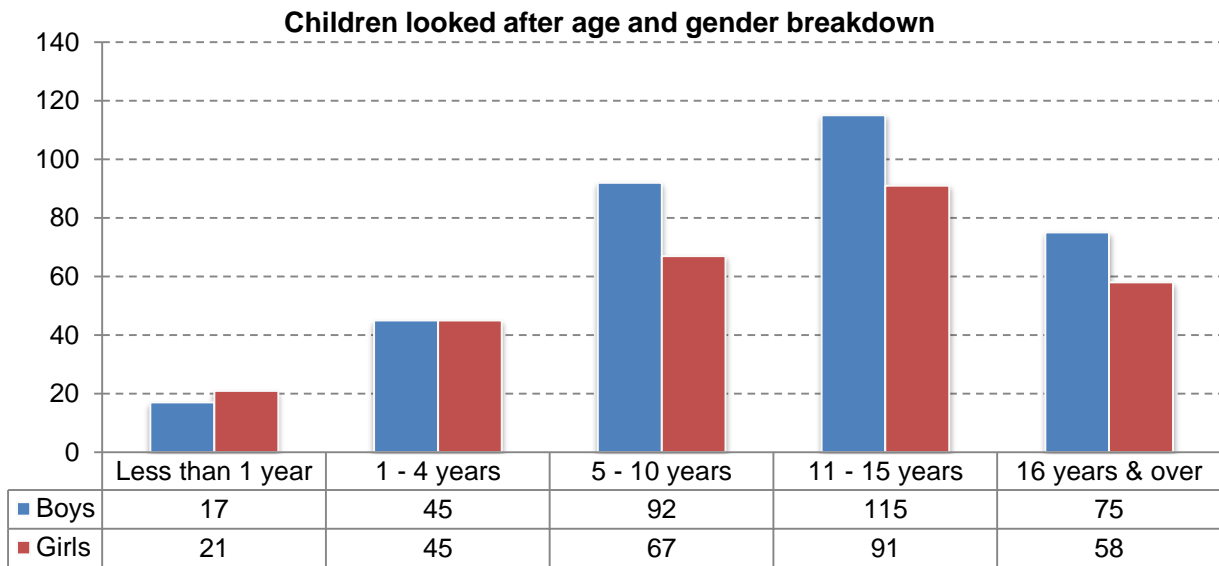
This graph shows the ethnic breakdown of the children looked after population at the end of July 2019 and the same point 12 months ago. This has been relatively stable throughout the period.



This graph shows the percentage breakdown by ethnicity of children entering care in July 2019. Note that this outcome is based on small numbers. In July 2019 there were 15 young people who were recorded as entering care in the month of whom 5 were White, 3 were Black, 3 were of Mixed ethnicity, 1 was Asian, 3 were of other ethnicities and 1 did not yet have an ethnicity recorded.



This graph shows the breakdown by age and gender of children in care July 2019, the largest age group for boys is 11 - 15 years with **115** (110) children and the largest age group for girls is 11 - 15 years with **91** (94) children.



Children and Young People placed more than 20 miles outside of Kirklees

The number of looked after children placed outside Kirklees 20+ miles from their home address is 89 on 1st July 2019. This follows a continuum of decline from a number of 127 in 2017, and a reduction of 18 over the last six months. The majority of our children and young people placed out of area, sixty two are placed in foster care, the remainder are placed in children's homes, semi-independent homes, a small number in youth custody or other specialist settings.

30 Nov 2019		31 Dec 2018		31 Jan 2019		28 Feb 2019		31 Mar 2019		30 Apr 2019		31 May 2019		30 Jun 2019	
Number	%	Number	%	Number	%	Number	%	Number	%	Number	%	Number	%	Number	%
103	16.2%	106	16.9%	107	16.9%	104	16.6%	105	16.8%	101	16.1%	103	16.3%	89	14.4%

2. **Information required to take a decision**
No decision is required, this report is submitted at the request of children's scrutiny to monitor the number of children in care.
3. **Implications for the Council**
 - 3.1 **Working with People** Not applicable
 - 3.2 **Working with Partners** Not applicable
 - 3.3 **Place Based Working** Not applicable
 - 3.4 **Improving Outcomes for Children**

This information is provided at the request of Corporate Parenting Board to monitor the number of children in care their age and location of placements.
 - 3.5 **Reducing demand of services**
Not applicable
 - 3.6 **Other (eg Legal/Financial or Human Resources)** Not applicable
4. **Consultees and their opinions**
Not applicable
5. **Next steps**
A similar report will be presented at a future Corporate Parenting Board.
6. **Officer recommendations and reasons**

That the report be noted.
7. **Cabinet portfolio holder's recommendations**
Not applicable
8. **Contact officer**
Julie Bragg Head of Corporate Parenting (Children in Care and Care Leavers)
9. **Background Papers and History of Decisions**
Previous reports to the Corporate Parenting Board on number and age of children in care.
10. **Service Director responsible**
Elaine McShane, Service Director (Child Protection and Family Support)